

Give feedback in your own voice. Provide examples of how they've improved relative to their start and their peers



Ada Edwards ✓
South Tully High School
Avg Improvement: 21%
Check-ins: 134
Soccer (W)
Age: 17

Set the stage with their overall statistics. Add a measurement of engagement/compliance

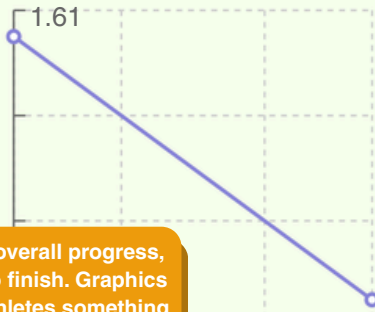
Notes

Ada Edwards has demonstrated meaningful growth across several key performance areas, with a 71% improvement in Vertical Jump and a 39% improvement in Broad Jump recorded over the course of her training. Her 134 check-ins reflect a strong commitment to the program, and her average improvement percentage of 21% across all tracked metrics signals a positive performance trajectory. Bench Press shows a recent decline, representing an opportunity for attention that could further round out her overall athletic profile.

10 yd Fly

1.5 s

1.6 s -0.1 s 1.5 s
06/08/26 (+6%) 06/08/26

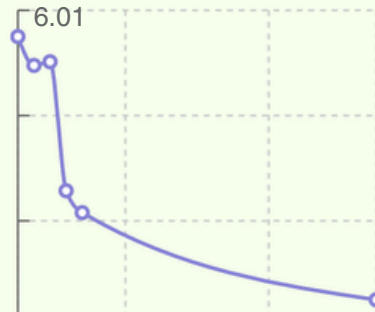


Show overall progress, start to finish. Graphics give athletes something to show off.

40 yd Dash

5.73 s

5.98 s -0.25 s 5.73 s
12/19/23 (+4%) 05/23/24



Pick the most important metrics that indicate progress. Focus on what's measurable and translates to their sport.

Back Squat

356 lb

255 lb +101 lb 356 lb
12/19/23 (+40%) 06/09/26



Bench Press

132 lb

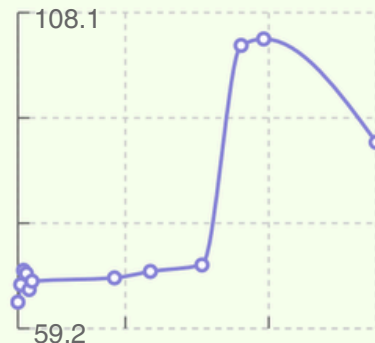
119 lb +13 lb 132 lb
12/19/23 (+11%) 01/05/26



Broad Jump

88 in

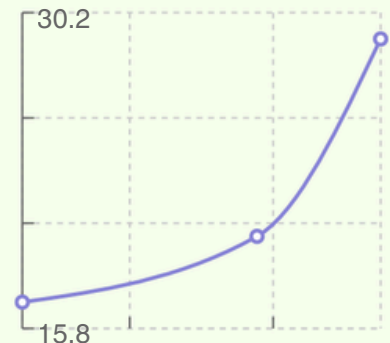
63.2 in +24.8 in 88 in
12/19/23 (+39%) 05/26/26



Vertical Jump

29 in

17 in +12 in 29 in
07/02/25 (+71%) 10/15/25



Scan to access Athlete Account



Scan to access Parent Account

Lastly, provide athletes and parents an option to dig into more feedback. Use a system like Tully or offer office hours